

# QUICKSTART GUIDE

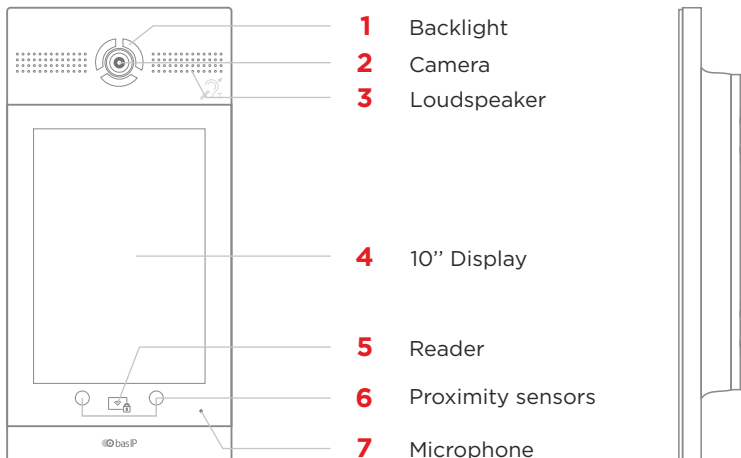
## AA-14FBIS ENTRANCE PANEL



BAS-IP AA-14FBIS is a multifunctional intercom panel that combines advanced technologies with stylish design, ensuring both security and comfort.

Features such as a phone book, concierge and elevator call functions make the panel more user-friendly. The flexible system configuration allows for customization according to individual needs.

The panel is equipped with an output for connection to an induction loop.



# MAIN AND PINCODE SCREENS

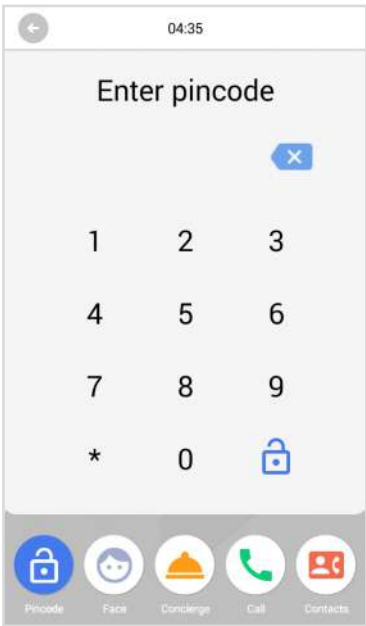
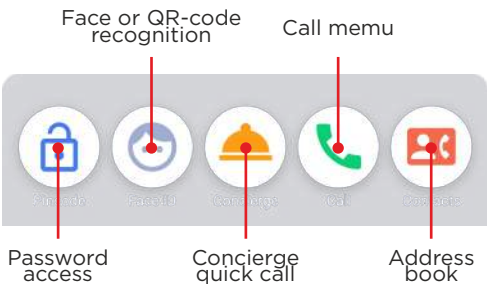


## MAIN SCREEN

On the main screen, you can find: address of your building, date and time, weather information, custom notifications with important information.


Messages are created in the corresponding tab of the web interface.

## ICONS




## PINCODE SCREEN

Pincode menu, which is used to enter an access code and password to open the monitor settings menu.

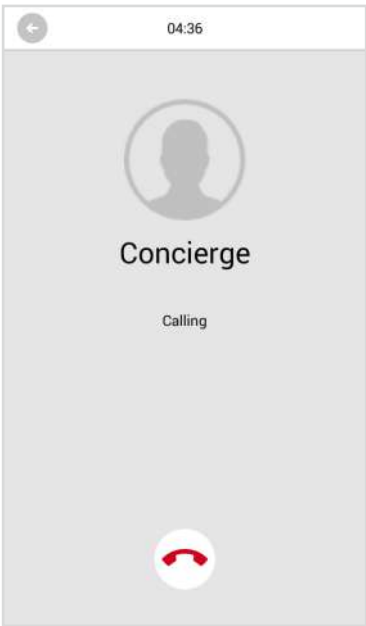
Press  after entering the code to confirm it.

# RECOGNITION AND CONCIERGE SCREENS



## RECOGNITION SCREEN

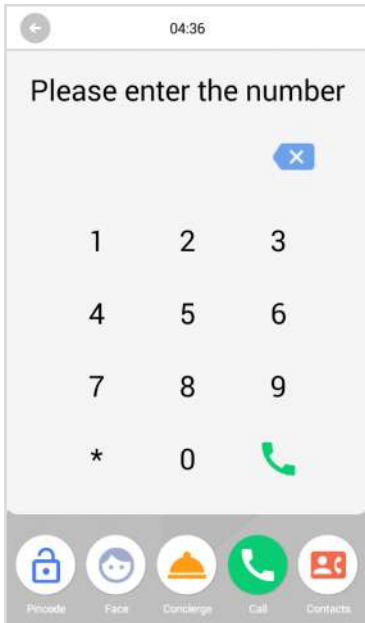
In this menu you can find face and/or QR code recognition.



## CONCIERGE SCREEN


Concierge call menu


# CALL AND CONTACTS SCREENS

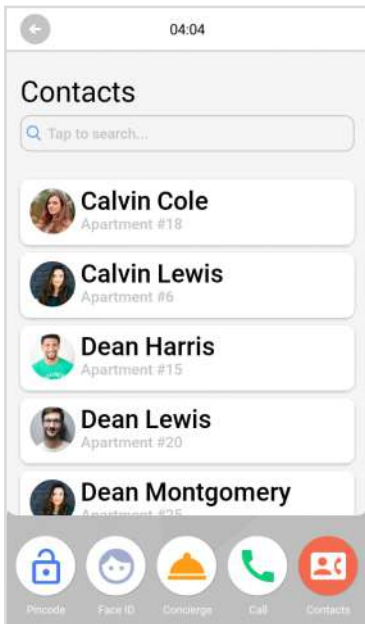


## CALL SCREEN

To call the necessary apartment, visitors must enter from 4 to 10 digits, depending on the current panel mode.

**WALL MODE** is required to enter **Building No. • Unit No. • Floor No. • Apartment No.** to call the necessary monitor.  
For example, **0010-01-0001**.  
After entering each value, it is required to press  to confirm the data.

**UNIT MODE** is required to enter **Floor No. • Apartment No.** to call the necessary monitor.  
For example, **0001**.  
After entering each value, it is required to press  to confirm the data.



## CONTACTS SCREEN

Address book of apartments (contacts) to search and call an apartment if the monitor logical address is unknown.

Address book display can be enabled/disabled in the panel web interface. The book is opened by pressing the corresponding button, and the call is made by pressing the required name.

The list can be searched by First Name, Last Name, and apartment number.

To exit to the main screen press other icons or it will be done automatically, after 30 seconds of inactivity.